

Recorder Dice Game

By Danielle Bayert


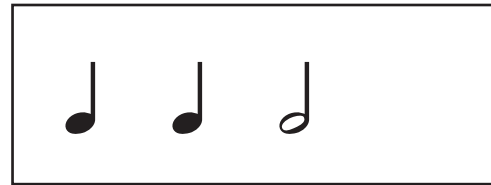
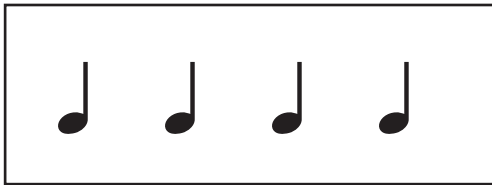


Directions:


First, print out the next page and follow directions to make your dice.

Once you have made your dice play the game below:


1. Choose one of the rhythms.
2. Clap and say the rhythm.
3. Roll the dice.
4. Play the rhythm using the note (B, A, or G) based on what you rolled.




Remember the following:




2 counts of sound



1 count of sound



1 count of silence



2 sounds on one count

Printable Dice

Directions:

1. Print this page.
2. Cut around the dice.
3. Fold the dice on every line.
4. Tape the dice together.

